




### A. Industrial Deck Plate Anti-Fatigue Mat with Foam Backing

Diamond plate surface is fused to an industrial-grade PVC foam backing to offer comfort and relief. These mats are resistant to most common fluids and chemicals. Durable slip-resistant surface tolerates cart traffic. Medium- to heavy-duty use. Black with yellow borders.

No.	Size	Shpg. Wt.	Each
CRO CD0023YB	2-ft. x 3-ft.	10-lbs.	
CRO CD35 BYB	3-ft. x 5-ft.	21-lbs.	



A



### B. Tuff-Spun® Foot-Lover™ Anti-Fatigue Mats

Closed-cell PVC sponge mat offers comfortable, economical fatigue relief. Ribbed, slip-resistant surface with beveled edges for increased safety. Manufacturer's limited one-year warranty. Overall thickness 3/8-in.

No.	Color	Size	Shpg. Wt.	Each
CRO FL2436 BLA <b>NEW</b>	Black	24 x 36	5-lbs.	
CRO FL2436 GRA <b>NEW</b>	Gray	24 x 36	5-lbs.	
CRO FL3660 BLA	Black	36 x 60	10-lbs.	
CRO FL3660 GRA	Gray	36 x 60	10-lbs.	



B



C


Black

Black

### C. Cushion-Step® Anti-Fatigue Mats


Smooth top surface fused to thick sponge foam backing for an attractive, easy-to-clean mat. Oil-, grease- and acid-resistant surface. Ideal for medium- to heavy-duty use. Beveled edges and rounded corners keep mat flat and reduce the risk of tripping. Spiffy vinyl top. Manufacturer's limited one-year warranty. Overall thickness 1/2-in. Product contains 50% recycled content. Black. ♻️

No.	Size	Shpg. Wt.	Each
CRO CU2436S BLA ●	24 x 36	9-lbs.	
CRO CU3660S BLA ●	36 x 60	23-lbs.	



D

Black



Beveled edge provides low-profile for increased safety.


### D. Safewalk-Light™ Anti-Fatigue Drainage Mats

Lightweight drainage mat for medium- to heavy-duty areas. Beveled edges provide a low profile for increased safety. Superior traction in wet or dry environments. Manufacturer's limited one-year warranty. Overall thickness 1/2-in. ♻️

No.	Size	Shpg. Wt.	Each
CRO WSCT35 BLA ●	36 x 60	27-lbs.	

**Grease-Resistant**—Product contains 12% post-consumer and 15% total recovered material. Rubber/nitrile blend for use in wet/oily areas. Terra Cotta.

CRO WSCT35 TCO ●	36 x 60	29-lbs.	
------------------	---------	---------	--



Terra Cotta


### Safewalk™ Heavy-Duty Anti-Fatigue Drainage Mats

(Not shown.) Square edges provide drainage and durability. Superior traction in wet, dry or oily environments. Overall thickness 3/8-in. ♻️


No.	Size	Shpg. Wt.	Each
CRO WSTF35 BLA ●	36 x 60	32-lbs.	

**Grease-Resistant**—Product contains 28% total recovered material. For use in wet/oily areas. Rubber/nitrile construction. Terra Cotta.

CRO WSTF35 TCO ●	36 x 60	38-lbs.	
------------------	---------	---------	--



E



### E. Versa-Mat Interlocking Shelf Matting

Perfect for lining your bar or dinnerware shelving. Versa-Mat® is lightweight and can be easily cut to fit any shape or size. Its unique design allows for superior airflow, and moisture drainage for faster drying. Raised, nonslip surface provides protection against glassware chipping and breakage. 25 mats per case.

No.	Size	Color	Case
SAN VM5280BK	12w x 12d x 1/4h	Black	
SAN VM5280CL	12w x 12d x 1/4h	Clear	



F



### F. Coco Mat

Heavy-duty, tough absorbent fibers hold up under any type of foot traffic. Densely woven fibers. 22 x 36. Shipping weight 6.12-lbs. Natural Tan.

ANR AB-GDN-5	Each
--------------	------