



Envoy Series

Professional-grade collection offers contemporary flair for today's office.

- Easy to expand and reconfigure over time as your needs change.
- Durable thermally-fused laminate worksurfaces for long wear.
- Protective grooved edge banding shields against bumps and scratches.
- Desks include integrated 4-port USB hub for easy connectivity.
- Manufacturer's ten-year warranty.
- Meets ANSI/BIFMA test standards for commercial office in place at time of manufacture.











Hansen Cherry



Natural Cherry



SETTING COMPONENTS Build your own configuration. Mix-and-match components are sold below.

	Double Pedestal Desk	Corner Desk Shell	Return		
	 <p>Two integrated full-extension file drawers in right pedestal accept letter/legal/A4 filing. Left pedestal features a 3/4-extension box drawer on ball bearing slides. Cable management system. Desk and Pedestals sold and shipped separately—ORDER BOTH.</p>	 <p>Three wire management grommets with cable cover plus CableQuees beneath the surface to help keep cords organized and out of the way.</p>	 <p>Narrow upright panel creates additional kneespace. Pass-through hole for wire management plus CableQuees beneath the surface to help keep cords organized and out of the way. Not freestanding; use on right and/or left side of Corner Desk Shell to create an "L" workstation.</p>		
	<p>ID DESK</p> <p>HANSEN CHERRY 1 BSH-PR76560A2</p> <p>NATURAL CHERRY 2 BSH-PR76360A2</p> <p>SIZE (W x D x H) 58" x 23 1/4" x 30 1/4"</p> <p>SHPG. WT. 85 lbs. </p> <p>PRICE 252.00</p>	<p>ID PEDESTAL</p> <p>3 BSH-PR76560A1</p> <p>4 BSH-PR76360A1</p> <p>58" x 23 1/4" x 30 1/4"</p> <p>74 lbs. </p> <p>355.00</p>	<p>ID</p> <p>5 BSH-PR76520</p> <p>6 BSH-PR76320</p> <p>42 1/8" x 42 1/8" x 30 1/4"</p> <p>105 lbs. </p> <p>403.00</p>	<p>ID</p> <p>7 BSH-PR76515</p> <p>8 BSH-PR76315</p> <p>32" x 20" x 30 1/4"</p> <p>38 lbs. </p> <p>186.00</p>	
	<p>Hutch</p>  <p>Sliding doors offer easy access to contents as well as flexible door placement. Utility rail with movable pencil cup, organization tray/charging station and integrated fabric tackboard. Metal work-in-process trays can be mounted right or left.</p>	<p>Narrow Hutch</p>  <p>Designed to fill in extra space on the desk surface while offering efficient vertical storage. One fixed and one adjustable shelf for flexibility.</p>	<p>Bookcase</p>  <p>Two fixed and three adjustable shelves for storage flexibility. Stylish profiled edge detail on uprights. Height matches desk/hutch combination for a seamless look.</p>	<p>Lateral File</p>  <p>Full-extension drawers operate on smooth ball bearing slides and accommodate letter/legal size files.</p>	<p>Pedestal File</p>  <p>Full-extension file drawer accommodates letter/legal size files. Wire management grommets with cable covers.</p>
	<p>ID</p> <p>HANSEN CHERRY 9 BSH-PR76561</p> <p>NATURAL CHERRY 10 BSH-PR76361</p> <p>SIZE (W x D x H) 58" x 14 1/4" x 36 1/4"</p> <p>SHPG. WT. 117 lbs. </p> <p>PRICE 466.00</p>	<p>ID</p> <p>11 BSH-PR76505</p> <p>12 BSH-PR76305</p> <p>16" x 14 1/4" x 36 1/4"</p> <p>43 lbs. </p> <p>186.00</p>	<p>ID FIVE SHELVES</p> <p>13 BSH-PR76565</p> <p>14 BSH-PR76365</p> <p>29 7/8" x 11 3/4" x 66 3/4"</p> <p>71 lbs. </p> <p>308.00</p>	<p>ID TWO-DRAWERS</p> <p>15 BSH-PR76554</p> <p>16 BSH-PR76354</p> <p>32" x 20" x 30 1/4"</p> <p>96 lbs. </p> <p>434.00</p>	<p>ID BOX/BOX/FILE</p> <p>17 BSH-PR76580</p> <p>18 BSH-PR76380</p> <p>16" x 20" x 30 1/4"</p> <p>66 lbs. </p> <p>308.00</p>

15-GR-L-EVL

